

Signify Classified - Internal
Cooper Lighting Solutions Photometric Lab
1121 Highway 74 South
Peachtree City, GA 30269



Scaled data based on original data using
LM-79-08 Approved Method: Electrical and Photometric Measurements of Solid-
State Lighting Products

Test Report Prepared for
Cooper Lighting Solutions
(formerly Eaton)

Brand: INVUE

Report Number: P871210

Luminaire Tested: **EMM2-HSN-SA1B-830-U-T3-HSS**

Issue Date: 09/05/2024

Test Information

Test Method: LM-79-08
Report Number: P871210
Test Lab: INNOVATION CENTER(G3)
Issue Date: 09/05/2024
Manufacturer: COOPER LIGHTING SOLUTIONS (FORMERLY EATON)
Product Line: INVUE
Catalog Number: EMM2-HSN-SA1B-830-U-T3-HSS
Description: EPIC MODERN SHORT HOUSING DISCRETE LED ARRAYS 60W 80CRI 3000K
FIXTURE w/ TYPE III DISTRIBUTION OPTIC AND HOUSE SIDE SHIELD
Light Source: (10) 3000K CCT, 80 CRI LEDS
Ballast/Driver: ELECTRONIC DRIVER

Summary

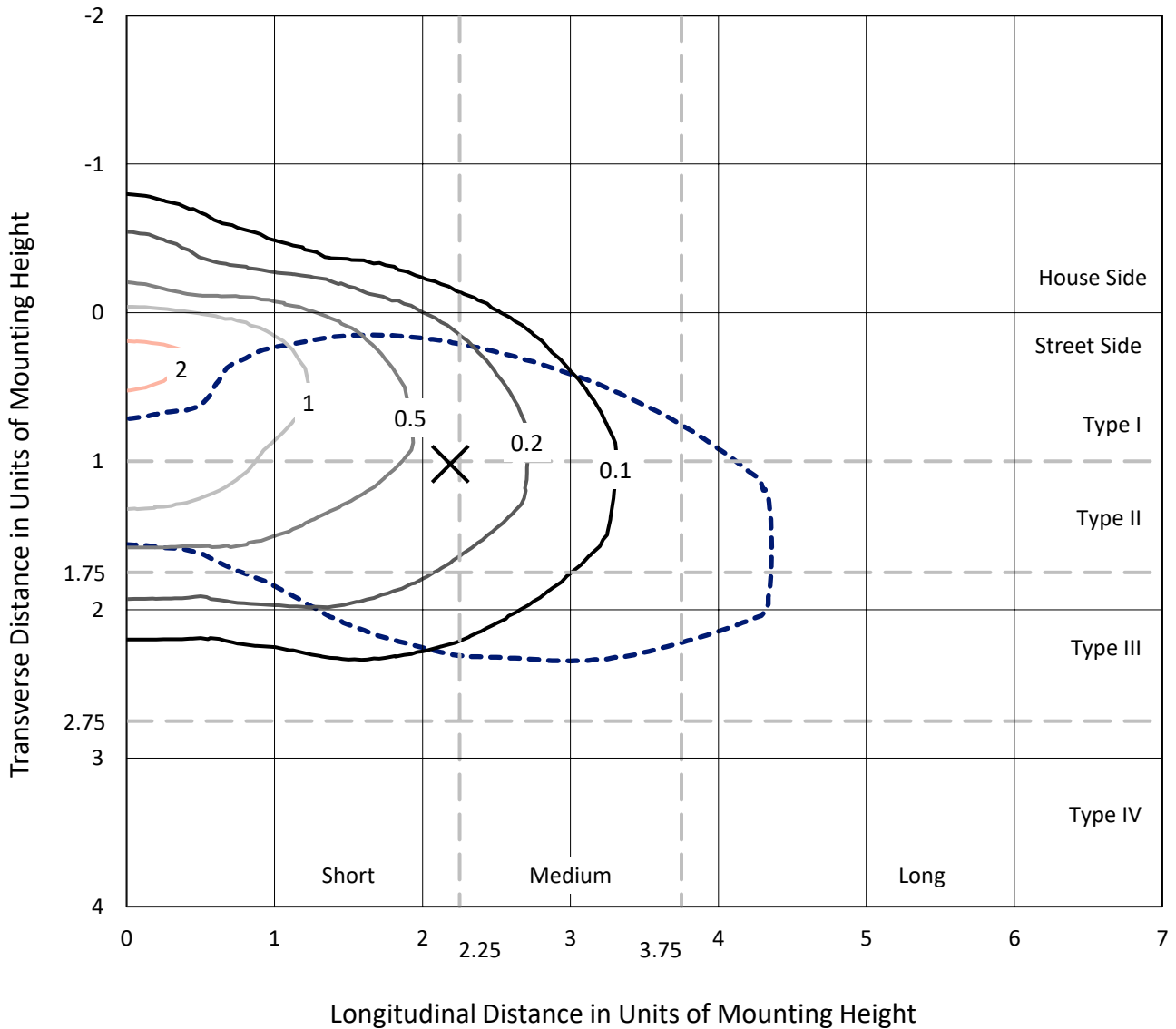
Lumens per Lamp: N/A
Luminaire Lumens: 3816.6 lumens
Efficiency: N/A
Efficacy: 86.7 lumens/watt
Luminous Opening: Rectangular (W 0.33' x L: 0.33' x H: 0')
IES Classification: Type III - Short
BUG Rating: B0 - U0 - G1

Input Watts (W): 44
Input Voltage (V): 120
Input Current (A_{in}): NR
Voltage Rise (V): NR
Power Factor: 0.99
Total Harmonic Distortion (THDi): 6.91%
Frequency (hertz): 60
Stabilization Time: NR
Operation Time: NR
Ambient Temperature (°C): NR
Test Distance: 24 FT

REPORT NUMBER: P871210
 CATALOG NUMBER: EMM2-HSN-SA1B-830-U-T3-HSS

Iso-Footcandle Lines of Horizontal Illumination

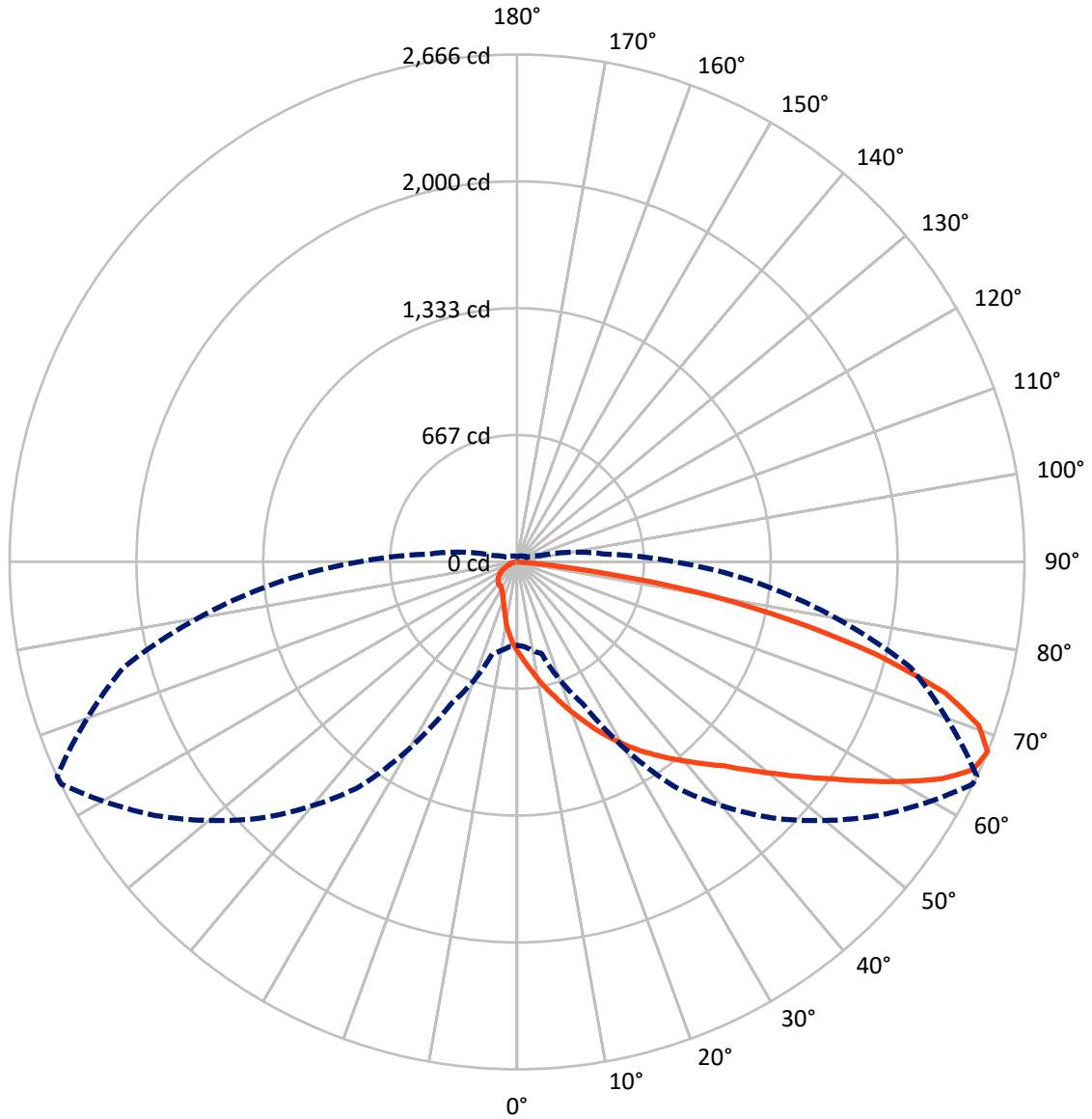
✕ Max cd
 - - - 1/2 Max cd



Based on 20 foot mounting height. Maximum calculated value = 2.2 fc
 Type III - Short - N/A

REPORT NUMBER: P871210
CATALOG NUMBER: EMM2-HSN-SA1B-830-U-T3-HSS

Luminous Intensity Polar Plot



— Vertical Plane Through 65-Deg Lateral - - - Horizontal Cone Through 67.5-Deg Vertical

REPORT NUMBER: P871210
 CATALOG NUMBER: EMM2-HSN-SA1B-830-U-T3-HSS

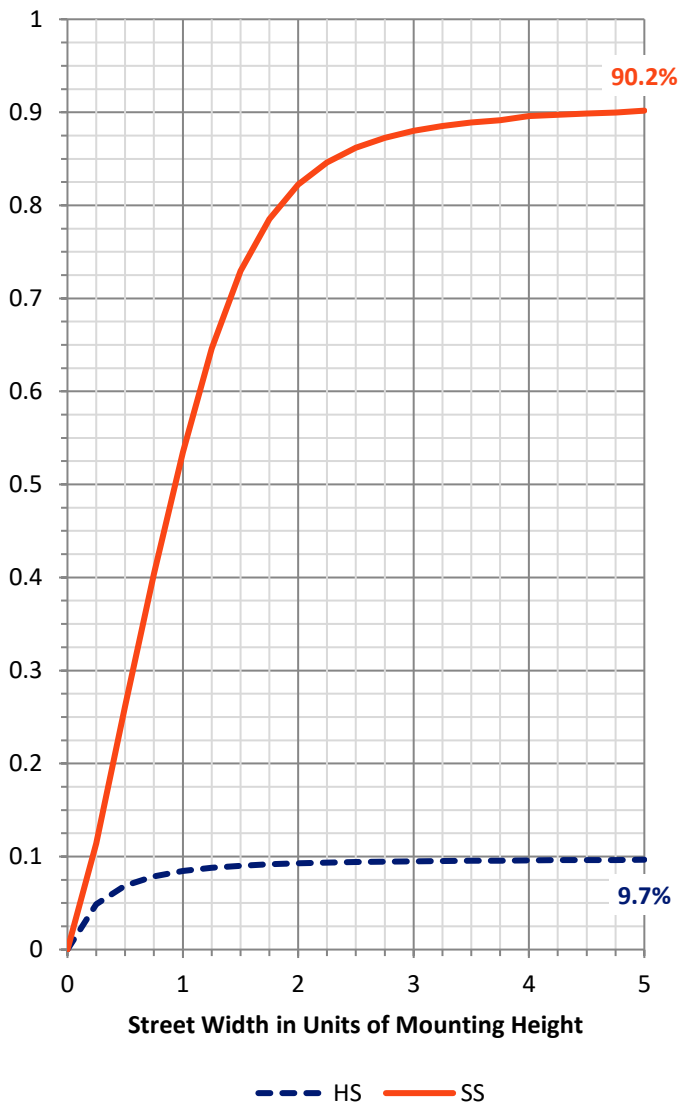
FLUX DISTRIBUTION:

		Downward	Upward	Total
House Side	Lumens	371.5	0.0	371.5
	% Fixture	9.7	0.0	9.7
Street Side	Lumens	3445.1	0.0	3445.1
	% Fixture	90.3	0.0	90.3
Total	Lumens	3816.6	0.0	3816.6
	% Fixture	100.0	0.0	100.0

ZONAL LUMENS:

Zone	Lumens	% Fixture
0°-10°	46.2	1.2
10°-20°	153.1	4.0
20°-30°	278.7	7.3
30°-40°	431.4	11.3
40°-50°	652.1	17.1
50°-60°	848.3	22.2
60°-70°	836.8	21.9
70°-80°	509.4	13.3
80°-90°	60.6	1.6
90°-100°	0.0	0.0
100°-110°	0.0	0.0
110°-120°	0.0	0.0
120°-130°	0.0	0.0
130°-140°	0.0	0.0
140°-150°	0.0	0.0
150°-160°	0.0	0.0
160°-170°	0.0	0.0
170°-180°	0.0	0.0
0°-90°	3816.6	100.0
0°-180°	3816.6	100.0

Coefficient of Utilization



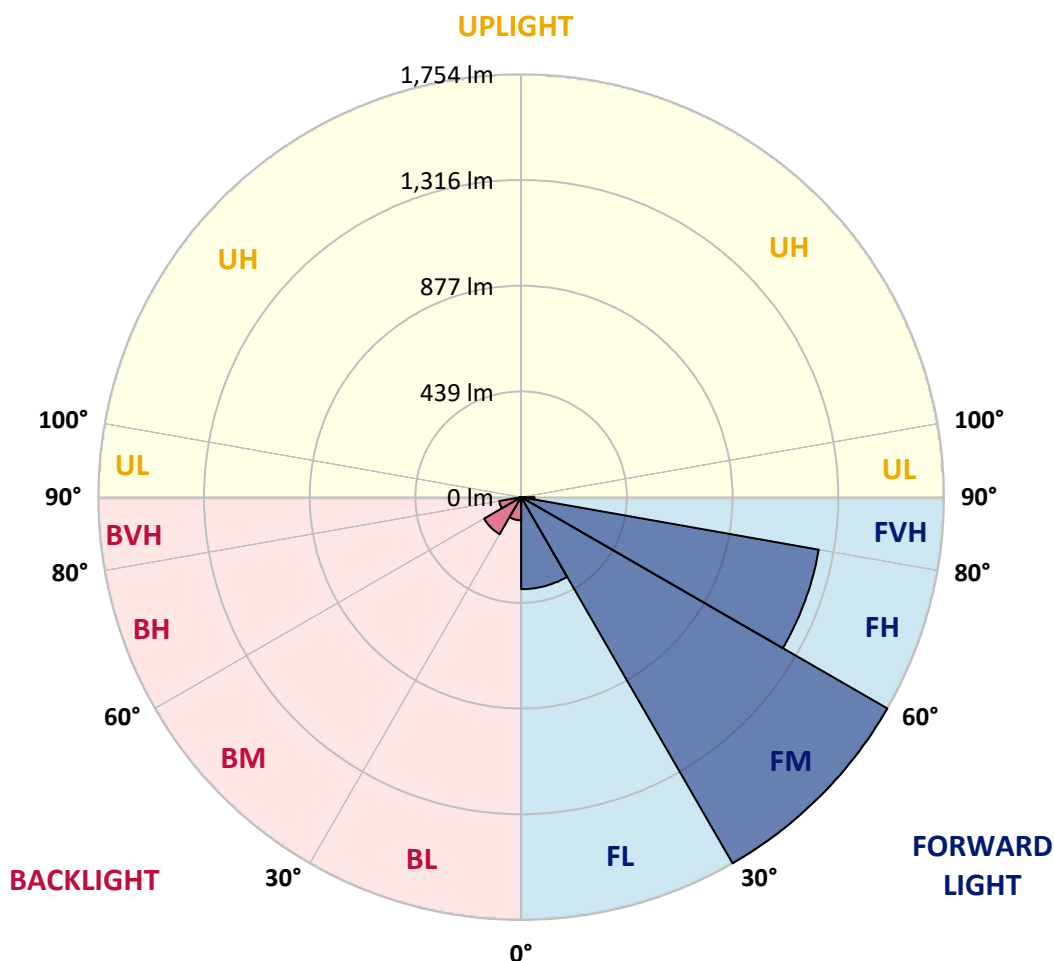
REPORT NUMBER: P871210
 CATALOG NUMBER: EMM2-HSN-SA1B-830-U-T3-HSS

LUMINAIRE CLASSIFICATION SYSTEM LUMEN TABLE AND BUG RATING:

Zone	Lumens	% Fixture	Zone Rating/Lumen Limit		
			B	U	G
FL (0°-30°)	381.9	10.0			
FM (30°-60°)	1754.1	46.0			
FH (60°-80°)	1253.8	32.9			G1/1800
FVH (80°-90°)	55.4	1.5			G1/100
BL (0°-30°)	96.1	2.5	B0/110		
BM (30°-60°)	177.6	4.7	B0/220		
BH (60°-80°)	92.5	2.4	B0/110		G0/110
BVH (80°-90°)	5.2	0.1			G0/10
UL (90°-100°)	0.0	0.0		U0/0	
UH (100°-180°)	0.0	0.0		U0/0	

BUG Rating: B0-U0-G1

Type III Short





REPORT NUMBER: P871210

CATALOG NUMBER: EMM2-HSN-SA1B-830-U-T3-HSS

CANDELA DISTRIBUTION (FULL):

	0°	5°	15°	25°	35°	45°	55°	64°	65°	75°	85°
0°	471.6	471.6	471.6	471.6	471.6	471.6	471.6	471.6	471.6	471.6	471.6
2.5°	551.1	546.8	550.0	542.4	533.7	527.1	514.1	503.2	502.1	491.2	479.2
5°	656.8	642.6	643.7	628.4	609.9	590.3	569.6	542.4	542.4	516.3	489.0
7.5°	751.5	749.3	739.5	715.6	693.8	663.3	625.2	590.3	582.7	542.4	499.9
10°	843.0	839.7	831.0	812.5	775.5	741.7	693.8	641.5	631.7	574.0	513.0
12.5°	916.0	917.1	907.3	892.0	859.3	819.0	755.9	690.5	681.8	604.5	526.1
15°	980.2	979.1	977.0	963.9	932.3	895.3	821.2	745.0	730.8	637.2	539.1
17.5°	1029.2	1027.1	1022.7	1011.8	996.6	960.6	889.8	802.7	790.7	675.3	554.4
20°	1043.4	1042.3	1042.3	1049.9	1043.4	1021.6	958.5	862.6	849.5	715.6	575.1
22.5°	1069.5	1068.5	1067.4	1075.0	1079.3	1077.2	1022.7	923.6	911.6	762.4	601.2
25°	1103.3	1101.1	1097.9	1105.5	1110.9	1124.0	1087.0	995.5	981.3	816.9	627.4
27.5°	1148.0	1150.1	1145.8	1144.7	1144.7	1152.3	1143.6	1059.7	1046.7	869.1	657.8
30°	1206.8	1210.0	1202.4	1197.0	1187.2	1186.1	1188.3	1131.6	1113.1	925.8	689.4
32.5°	1264.5	1267.8	1263.4	1255.8	1230.7	1220.9	1229.7	1192.6	1180.6	987.9	729.7
35°	1311.3	1319.0	1319.0	1303.7	1268.9	1263.4	1277.6	1252.5	1243.8	1060.8	777.7
37.5°	1374.5	1378.9	1374.5	1346.2	1302.6	1309.2	1330.9	1315.7	1310.2	1139.3	834.3
40°	1509.6	1515.0	1486.7	1419.2	1349.5	1357.1	1395.2	1386.5	1377.8	1216.6	886.6
42.5°	1698.0	1684.9	1679.5	1529.2	1421.3	1417.0	1464.9	1452.9	1451.8	1295.0	934.5
45°	1822.2	1826.5	1799.3	1656.6	1572.7	1491.0	1542.2	1537.9	1529.2	1374.5	992.2
47.5°	1908.2	1898.4	1830.9	1762.2	1778.6	1588.0	1628.3	1639.2	1633.7	1464.9	1063.0
50°	1944.1	1934.3	1889.7	1843.9	1863.5	1699.1	1716.5	1752.4	1747.0	1556.4	1122.9
52.5°	1899.5	1887.5	1890.8	1902.7	1892.9	1786.2	1825.4	1882.1	1875.5	1663.1	1192.6
55°	1615.2	1646.8	1768.8	1890.8	1887.5	1852.6	1942.0	2024.7	2011.7	1774.2	1252.5
57.5°	1302.6	1320.1	1474.7	1804.7	1870.1	1908.2	2074.8	2177.2	2172.9	1885.3	1307.0
60°	1035.8	1054.3	1171.9	1626.1	1829.8	1965.9	2211.0	2346.0	2341.7	1997.5	1346.2
62.5°	823.4	823.4	928.0	1369.1	1752.4	1999.7	2318.8	2515.9	2508.3	2087.9	1356.0
65°	592.5	600.1	678.5	1101.1	1627.2	1991.0	2371.1	2636.8	2632.5	2139.1	1335.3
67.5°	437.8	446.6	498.8	825.6	1442.0	1903.8	2323.2	2664.1	2666.2	2140.2	1267.8
70°	342.0	344.2	383.4	574.0	1181.7	1710.0	2143.4	2573.7	2573.7	2086.8	1167.6
72.5°	260.3	262.5	296.2	391.0	870.2	1413.7	1874.4	2334.1	2350.4	1945.2	1019.4
75°	201.5	205.8	228.7	281.0	545.7	1005.3	1540.1	1911.5	1956.1	1670.8	839.7
77.5°	155.7	160.1	178.6	205.8	318.0	619.7	1082.6	1429.0	1469.3	1315.7	648.0
80°	125.3	127.4	139.4	154.7	192.8	319.1	661.1	938.8	950.8	894.2	429.1
82.5°	57.7	62.1	75.2	85.0	95.8	148.1	282.1	347.4	362.7	355.1	176.4
85°	6.5	6.5	7.6	8.7	9.8	15.2	19.6	17.4	17.4	20.7	18.5
87.5°	0.0	0.0	0.0	1.1	2.2	2.2	3.3	3.3	3.3	3.3	3.3
90°	0.0	0.0	0.0	0.0	0.0	0.0	0.0	0.0	0.0	0.0	0.0



REPORT NUMBER: P871210

CATALOG NUMBER: EMM2-HSN-SA1B-830-U-T3-HSS

CANDELA DISTRIBUTION (continued):

	90°	95°	105°	115°	125°	135°	145°	155°	165°	175°	180°
0°	471.6	471.6	471.6	471.6	471.6	471.6	471.6	471.6	471.6	471.6	471.6
2.5°	472.7	465.1	450.9	438.9	428.0	417.1	411.7	398.6	395.4	397.5	389.9
5°	474.9	459.6	430.2	403.0	380.1	358.3	339.8	320.2	315.9	309.3	306.1
7.5°	478.1	455.3	409.5	367.0	332.2	300.6	277.7	262.5	250.5	247.2	246.1
10°	482.5	449.8	386.6	333.3	285.4	252.7	232.0	221.1	216.7	213.5	214.6
12.5°	485.8	444.4	364.9	295.2	248.3	218.9	209.1	200.4	198.2	197.1	197.1
15°	490.1	438.9	338.7	261.4	216.7	199.3	189.5	186.2	186.2	185.2	185.2
17.5°	495.6	434.6	316.9	235.3	198.2	181.9	177.5	173.2	173.2	173.2	172.1
20°	506.5	432.4	297.3	213.5	181.9	171.0	164.5	161.2	160.1	159.0	159.0
22.5°	517.3	432.4	275.6	197.1	171.0	159.0	152.5	149.2	148.1	148.1	148.1
25°	532.6	431.3	258.1	183.0	161.2	147.0	140.5	137.2	135.1	135.1	134.0
27.5°	550.0	431.3	242.9	172.1	150.3	136.1	128.5	125.3	122.0	122.0	120.9
30°	567.4	433.5	229.8	163.4	139.4	126.3	116.5	112.2	110.0	108.9	108.9
32.5°	590.3	440.0	221.1	156.8	129.6	116.5	106.7	102.4	100.2	99.1	99.1
35°	625.2	456.4	222.2	153.6	123.1	107.8	98.0	92.6	91.5	91.5	90.4
37.5°	662.2	471.6	225.5	151.4	116.5	101.3	91.5	86.0	85.0	85.0	85.0
40°	693.8	484.7	229.8	150.3	111.1	94.8	86.0	81.7	79.5	79.5	79.5
42.5°	725.4	492.3	230.9	147.0	107.8	89.3	81.7	77.3	75.2	76.2	76.2
45°	757.0	497.7	227.6	142.7	104.6	85.0	77.3	73.0	70.8	70.8	70.8
47.5°	795.1	509.7	222.2	136.1	102.4	81.7	73.0	68.6	67.5	67.5	67.5
50°	833.2	519.5	217.8	128.5	96.9	77.3	69.7	64.3	63.2	63.2	63.2
52.5°	864.8	523.9	212.4	118.7	91.5	73.0	65.3	59.9	57.7	57.7	57.7
55°	888.7	525.0	204.8	111.1	83.9	68.6	61.0	55.5	53.4	52.3	52.3
57.5°	908.4	523.9	197.1	103.5	77.3	63.2	55.5	51.2	47.9	46.8	46.8
60°	919.2	520.6	186.2	93.7	68.6	57.7	51.2	45.7	43.6	42.5	42.5
62.5°	912.7	511.9	171.0	78.4	62.1	52.3	46.8	42.5	39.2	38.1	38.1
65°	882.2	494.5	151.4	64.3	55.5	46.8	42.5	38.1	33.8	32.7	32.7
67.5°	828.8	465.1	125.3	54.5	51.2	42.5	38.1	33.8	30.5	28.3	28.3
70°	754.8	425.9	98.0	46.8	45.7	39.2	34.9	30.5	27.2	25.1	25.1
72.5°	649.1	361.6	73.0	40.3	40.3	35.9	31.6	28.3	25.1	22.9	22.9
75°	525.0	273.4	55.5	37.0	35.9	32.7	28.3	25.1	22.9	20.7	20.7
77.5°	383.4	181.9	45.7	33.8	33.8	29.4	26.1	22.9	20.7	19.6	19.6
80°	233.1	104.6	32.7	26.1	26.1	25.1	21.8	19.6	18.5	16.3	15.2
82.5°	94.8	40.3	17.4	13.1	13.1	12.0	7.6	6.5	6.5	6.5	5.4
85°	9.8	6.5	4.4	3.3	3.3	3.3	2.2	2.2	2.2	2.2	2.2
87.5°	3.3	3.3	2.2	2.2	2.2	2.2	1.1	1.1	1.1	1.1	1.1
90°	0.0	0.0	0.0	0.0	0.0	0.0	0.0	0.0	0.0	0.0	0.0

Cooper Lighting Solutions Photometric Lab
1121 Highway 74 South
Peachtree City, GA 30269



LM-79-2019: Approved Method: Electrical and Photometric Measurements of Solid-
State Lighting Products

Report Prepared for

Cooper Lighting Solutions

Streetworks

Report Number: SP1-2407-157-7

Test Date: 09/05/2024

Luminaire Tested: MEM2-HTN-SA-40-830-U-5WQ

Data in this report applies to families of products including MEM2-HTN-SA-40-830-U-5WQ

Test Information

Test Method: LM-79-2019
 Report Number: SP1-2407-157-7
 Test Lab: COOPER LIGHTING SOLUTIONS
 Photometer: SP1 - 76IN SPHERE
 Measurement Geometry: 4π
 Issue Date: 09/05/2024
 Manufacturer: COOPER LIGHTING SOLUTIONS
 Product Line: Streetworks
 Catalog Number: **MEM2-HTN-SA-40-830-U-5WQ**
 Description: Epic Modern Light Square 40W 5WQ Optic

Spectral Parameters

CCT (K): 3126
 CIE u': 0.2465
 CIE v': 0.5182
 Duv: -0.0004
 CIE x: 0.4277
 CIE y: 0.3997
 CIE z: 0.1727
 Peak Wavelength (nm): 601
 Dominant Wavelength (nm): 582
 Purity: 48.31913
 Rf: 84.4
 Rg: 94.7

CRI (Ra):	82.6		
R1:	81.4	R9:	5.1
R2:	92.2	R10:	82.2
R3:	94.9	R11:	79.8
R4:	80.1	R12:	70.4
R5:	81.8	R13:	84.2
R6:	90.5	R14:	97.9
R7:	81.8	R15:	73.6
R8:	58.0		



Test Conditions

Stabilization Time: 22M
 Operation Time: 1H 22M
 Sphere Temperature (°C): 24.3

REPORT NUMBER: SP1-2407-157-7

Measurement and Test Equipment			
Instrument	Identification Number	Calibration Date	Calibration Due Date
Photometer	IN0058	6/18/2024	12/18/2024
Power Meter	INXT2011004	2/8/2024	2/8/2025
AC Power Source	IN0063	10/24/2023	10/24/2024
DC Power Source	IN0208	10/24/2023	10/24/2024
Sphere Thermometer	IN0085	10/24/2023	10/24/2024
Room Thermometer	IN0046	10/24/2023	10/24/2024

REPORT NUMBER: SP1-2407-157-7

CIE 1931 Chromaticity Diagram



CIE 1931 Chromaticity Diagram with 2017 ANSI 7-Step and 4-Step Quadrangles



Point lies inside the ANSI 3000K 4-step quadrangle

REPORT NUMBER: SP1-2407-157-7

Photopic Flux vs. Wavelength



Photopic Lumens: NR

λ (nm)	Power W [^] /nm	Lumens (ϕ /nm)	λ (nm)	Power W [^] /nm	Lumens (ϕ /nm)	λ (nm)	Power W [^] /nm	Lumens (ϕ /nm)	λ (nm)	Power W [^] /nm	Lumens (ϕ /nm)	λ (nm)	Power W [^] /nm	Lumens (ϕ /nm)
360	0	NR	490	258	NR	620	908	NR	750	26	NR	880	1	NR
365	0	NR	495	297	NR	625	857	NR	755	22	NR	885	0	NR
370	0	NR	500	345	NR	630	801	NR	760	19	NR	890	0	NR
375	0	NR	505	391	NR	635	738	NR	765	16	NR	895	0	NR
380	0	NR	510	426	NR	640	675	NR	770	14	NR	900	0	NR
385	0	NR	515	456	NR	645	610	NR	775	12	NR	905	0	NR
390	0	NR	520	480	NR	650	547	NR	780	10	NR	910	0	NR
395	0	NR	525	500	NR	655	488	NR	785	9	NR	915	0	NR
400	0	NR	530	517	NR	660	429	NR	790	7	NR	920	0	NR
405	2	NR	535	538	NR	665	378	NR	795	6	NR	925	0	NR
410	4	NR	540	558	NR	670	328	NR	800	5	NR	930	0	NR
415	9	NR	545	584	NR	675	285	NR	805	5	NR	935	0	NR
420	16	NR	550	611	NR	680	247	NR	810	4	NR	940	0	NR
425	31	NR	555	646	NR	685	212	NR	815	3	NR	945	0	NR
430	56	NR	560	687	NR	690	183	NR	820	3	NR	950	0	NR
435	101	NR	565	731	NR	695	156	NR	825	3	NR	955	0	NR
440	178	NR	570	780	NR	700	133	NR	830	2	NR	960	0	NR
445	323	NR	575	832	NR	705	114	NR	835	2	NR	965	0	NR
450	566	NR	580	883	NR	710	96	NR	840	2	NR	970	0	NR
455	645	NR	585	927	NR	715	82	NR	845	1	NR	975	0	NR
460	457	NR	590	963	NR	720	70	NR	850	1	NR	980	0	NR
465	365	NR	595	985	NR	725	59	NR	855	1	NR	985	0	NR
470	317	NR	600	998	NR	730	50	NR	860	1	NR	990	0	NR
475	244	NR	605	994	NR	735	43	NR	865	1	NR	995	0	NR
480	218	NR	610	978	NR	740	36	NR	870	1	NR	1000	0	NR
485	233	NR	615	947	NR	745	31	NR	875	1	NR			

REPORT NUMBER: SP1-2407-157-7

Scotopic Flux vs. Wavelength



Scotopic Lumens: NR

S/P: 1.42

λ (nm)	Power W [^] /nm	Lumens (φ/nm)	λ (nm)	Power W [^] /nm	Lumens (φ/nm)	λ (nm)	Power W [^] /nm	Lumens (φ/nm)	λ (nm)	Power W [^] /nm	Lumens (φ/nm)	λ (nm)	Power W [^] /nm	Lumens (φ/nm)
360	0	NR	490	258	NR	620	908	NR	750	26	NR	880	1	NR
365	0	NR	495	297	NR	625	857	NR	755	22	NR	885	0	NR
370	0	NR	500	345	NR	630	801	NR	760	19	NR	890	0	NR
375	0	NR	505	391	NR	635	738	NR	765	16	NR	895	0	NR
380	0	NR	510	426	NR	640	675	NR	770	14	NR	900	0	NR
385	0	NR	515	456	NR	645	610	NR	775	12	NR	905	0	NR
390	0	NR	520	480	NR	650	547	NR	780	10	NR	910	0	NR
395	0	NR	525	500	NR	655	488	NR	785	9	NR	915	0	NR
400	0	NR	530	517	NR	660	429	NR	790	7	NR	920	0	NR
405	2	NR	535	538	NR	665	378	NR	795	6	NR	925	0	NR
410	4	NR	540	558	NR	670	328	NR	800	5	NR	930	0	NR
415	9	NR	545	584	NR	675	285	NR	805	5	NR	935	0	NR
420	16	NR	550	611	NR	680	247	NR	810	4	NR	940	0	NR
425	31	NR	555	646	NR	685	212	NR	815	3	NR	945	0	NR
430	56	NR	560	687	NR	690	183	NR	820	3	NR	950	0	NR
435	101	NR	565	731	NR	695	156	NR	825	3	NR	955	0	NR
440	178	NR	570	780	NR	700	133	NR	830	2	NR	960	0	NR
445	323	NR	575	832	NR	705	114	NR	835	2	NR	965	0	NR
450	566	NR	580	883	NR	710	96	NR	840	2	NR	970	0	NR
455	645	NR	585	927	NR	715	82	NR	845	1	NR	975	0	NR
460	457	NR	590	963	NR	720	70	NR	850	1	NR	980	0	NR
465	365	NR	595	985	NR	725	59	NR	855	1	NR	985	0	NR
470	317	NR	600	998	NR	730	50	NR	860	1	NR	990	0	NR
475	244	NR	605	994	NR	735	43	NR	865	1	NR	995	0	NR
480	218	NR	610	978	NR	740	36	NR	870	1	NR	1000	0	NR
485	233	NR	615	947	NR	745	31	NR	875	1	NR			

REPORT NUMBER: SP1-2407-157-7

Melanopic Flux vs. Wavelength



Melanopic Lumens: NR

M/P: 2.79

λ (nm)	Power W [^] /nm	Lumens (φ/nm)	λ (nm)	Power W [^] /nm	Lumens (φ/nm)	λ (nm)	Power W [^] /nm	Lumens (φ/nm)	λ (nm)	Power W [^] /nm	Lumens (φ/nm)	λ (nm)	Power W [^] /nm	Lumens (φ/nm)
360	0	NR	490	258	NR	620	908	NR	750	26	NR	880	1	NR
365	0	NR	495	297	NR	625	857	NR	755	22	NR	885	0	NR
370	0	NR	500	345	NR	630	801	NR	760	19	NR	890	0	NR
375	0	NR	505	391	NR	635	738	NR	765	16	NR	895	0	NR
380	0	NR	510	426	NR	640	675	NR	770	14	NR	900	0	NR
385	0	NR	515	456	NR	645	610	NR	775	12	NR	905	0	NR
390	0	NR	520	480	NR	650	547	NR	780	10	NR	910	0	NR
395	0	NR	525	500	NR	655	488	NR	785	9	NR	915	0	NR
400	0	NR	530	517	NR	660	429	NR	790	7	NR	920	0	NR
405	2	NR	535	538	NR	665	378	NR	795	6	NR	925	0	NR
410	4	NR	540	558	NR	670	328	NR	800	5	NR	930	0	NR
415	9	NR	545	584	NR	675	285	NR	805	5	NR	935	0	NR
420	16	NR	550	611	NR	680	247	NR	810	4	NR	940	0	NR
425	31	NR	555	646	NR	685	212	NR	815	3	NR	945	0	NR
430	56	NR	560	687	NR	690	183	NR	820	3	NR	950	0	NR
435	101	NR	565	731	NR	695	156	NR	825	3	NR	955	0	NR
440	178	NR	570	780	NR	700	133	NR	830	2	NR	960	0	NR
445	323	NR	575	832	NR	705	114	NR	835	2	NR	965	0	NR
450	566	NR	580	883	NR	710	96	NR	840	2	NR	970	0	NR
455	645	NR	585	927	NR	715	82	NR	845	1	NR	975	0	NR
460	457	NR	590	963	NR	720	70	NR	850	1	NR	980	0	NR
465	365	NR	595	985	NR	725	59	NR	855	1	NR	985	0	NR
470	317	NR	600	998	NR	730	50	NR	860	1	NR	990	0	NR
475	244	NR	605	994	NR	735	43	NR	865	1	NR	995	0	NR
480	218	NR	610	978	NR	740	36	NR	870	1	NR	1000	0	NR
485	233	NR	615	947	NR	745	31	NR	875	1	NR			

Summary

$R_f = 84.4$
 $R_g = 94.7$
 $CIE R_a = 82.6$
 $R_9 = 5.1$



Color Vector Graphics



Individual Sample Fidelity Index ($R_{f,i}$)

CES01 = 86	CES26 = 86	CES51 = 93	CES76 = 82
CES02 = 63	CES27 = 92	CES52 = 93	CES77 = 84
CES03 = 31	CES28 = 94	CES53 = 89	CES78 = 81
CES04 = 70	CES29 = 92	CES54 = 89	CES79 = 90
CES05 = 49	CES30 = 91	CES55 = 86	CES80 = 89
CES06 = 51	CES31 = 93	CES56 = 85	CES81 = 72
CES07 = 42	CES32 = 85	CES57 = 83	CES82 = 95
CES08 = 41	CES33 = 97	CES58 = 84	CES83 = 94
CES09 = 29	CES34 = 92	CES59 = 91	CES84 = 91
CES10 = 76	CES35 = 96	CES60 = 90	CES85 = 74
CES11 = 59	CES36 = 81	CES61 = 87	CES86 = 68
CES12 = 65	CES37 = 96	CES62 = 83	CES87 = 84
CES13 = 43	CES38 = 86	CES63 = 87	CES88 = 88
CES14 = 74	CES39 = 98	CES64 = 79	CES89 = 75
CES15 = 71	CES40 = 96	CES65 = 78	CES90 = 89
CES16 = 47	CES41 = 96	CES66 = 77	CES91 = 73
CES17 = 50	CES42 = 97	CES67 = 76	CES92 = 63
CES18 = 56	CES43 = 91	CES68 = 80	CES93 = 77
CES19 = 72	CES44 = 99	CES69 = 85	CES94 = 61
CES20 = 66	CES45 = 93	CES70 = 78	CES95 = 73
CES21 = 87	CES46 = 90	CES71 = 74	CES96 = 84
CES22 = 79	CES47 = 94	CES72 = 91	CES97 = 88
CES23 = 92	CES48 = 83	CES73 = 74	CES98 = 85
CES24 = 91	CES49 = 91	CES74 = 90	CES99 = 76
CES25 = 72	CES50 = 93	CES75 = 78	



Color Rendition by Hue-Angle Bin



Measure Comparisons



(END OF REPORT)